



Ok Elevator Pvt. Ltd.

Ok Elevator Company is a Trusted Elevator Company that offers a Complete Range of Elevators and Lift Services Including : Elevator Installation, Maintenance, Trouble Shooting and Modernization As a Quality Guaranteed Company.



More Than **24** Years
Experience

In remembrance with **sincerity** in
our purpose & **honesty** in our actions



Our Company

Ok Elevator Company Is a Trusted Elevator Company That Offers a Complete Range Of Elevators and Lift Services Including: Elevator Installation , Maintenance, Trouble Shooting and Modernization as a Quality Guaranteed Company, Our Experts Have Designed Solutions For Elevators For Some Of U.A.E's Most Recognized Corporations and Institutions.

We are an ISO Certified 9001 – 2015 Company

LIFT CATEGORIES

Machine Room Lifts

4 to 24 Persons
0.5 to 2.0 mps

Machine Roomless Lifts

4 to 24 Persons
0.5 to 1.5 mps

Hydraulic Pitless Lifts

4 to 24 Persons
0.5 to 1.0 mps

OUR SERVICES

- › Single Phase Elevators
- › Goods/ Freight Elevators
- › Passenger Elevators
- › Escalator Elevators
- › Hospital/ Bed Elevators
- › Glass/ Capsule Elevators
- › Dumbwaiters/ Service Lifts

MACHINE ROOM LIFT

This machine room traction type driven by with a 3 phase ac motor, electro mechanical brake, heat treated alloy steel warm shaft centrifugally cast bronze worm grad wheel and superior grade cast iron drive sheave all compactly mounted on a single base. the geared machine along with the related control panels is installed in a separate room located on the top of lift shaft.

These elevator are ideal for application that require a combination of rapid speed high travel and heavy lifting capacity, such as high-rise residential buildings, office towers hospitals, universities and colleges. the car shape make it ideal for use in elevator performs a dual role for passenger and service.

SPECIFICATIONS

- › Powered by : Geared traction machine
- › Floor : 2 To 12
- › Capacity : 4 to 24 passenger (272 kgs -1632 kgs)
- › Speed : 0.5m/s to 2.0m/s

ADVANTAGES


- › Highest value for money than any elevator of same rating of different mechanism.
- › Separate machine room for motor and control systems ensures higher safety factor and long life of components.
- › Highly tried and tested system rugged in construction and long life.
- › Minimal and easy maintenance compared to other traction lifts.



MACHINE ROOMLESS LIFT

The machine room less elevator adopts the most advanced permanent synchronous and gearless traction technology in the world. The gearless machine, along with the related drive equipment is all installed inside the hoist way eliminating the need for a machine room saving you valuable floor space.

It delivers exceptional performance with the use of all micro-computer intellectual control system and elevator special-purpose VVVF frequency converter. As a result, this series elevators are equipped with the outstanding features of green environment protection, highly effective energy and space saving. These elevators are widely applicable for the hotels, medium to high rise residential and commercial buildings.



SPECIFICATIONS

- › Powered by : Geared traction machine
- › Floor : 2 To 12
- › Capacity : 4 to 24 passenger (272 kgs -1632 kgs)
- › Speed : 0,5m/s to 1,5m/s

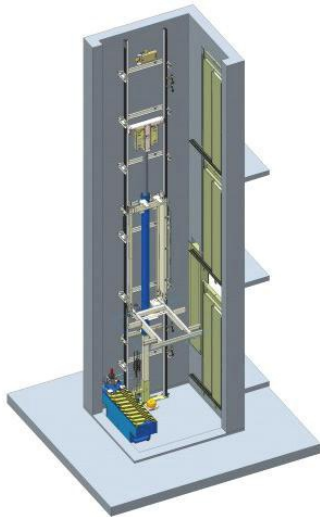
ADVANTAGES

- › MRL saving space.
- › Since there is no need room it is greater benefits to the structure and cost.
- › Less noise, vibration and smooth riding.
- › Temperature influence

HYDRAULIC PITLESS LIFTS

Hydraulic piston that travels when oil is pumped with smoothly lifts the elevator cab. Electrical valves control the release of the oil for a gentle descent.

This hydraulic elevator does not require a fixed room to house the hydraulic machinery. Instead, the machinery itself is installed on the ground floor, and the controller is installed behind a locked cabinet on the wall near the elevator. These elevators are widely applicable for the home, hotels, office, and other commercial buildings up to 5 floors.



SPECIFICATIONS

- › Powered by : GMV Hydraulic drive
- › Floor : 2 To 5
- › Capacity : 4 to 24 passenger (272 kgs -1632 kgs)
- › Speed : 0.5m/s to 1.5m/s

ADVANTAGES

- › A great deal of design freedom for architects as very less space is required.
- › No constraints on doorways or the or the shape of the cabin.
- › Low maintenance drive technology.
- › No wear on pulleys and ropes.
- › No jack hole is required, without a jack in the ground the risk of oil contamination is eliminated

VVVF - Variable Voltage Variable Frequency

While designing the elevator integrated drive and controller a variety of factors including elevators' safety and reliability inherent characteristic of elevator operation and potential energy load characteristic of elevators are taken into consideration. In addition the elevator integrated drive and controller offers improved performance usage convenience and economical efficiency and it also features compact structure small size few wire connection and high reliability.



Features

- > The elevator integrated drive and controller is designed with closed loop vector controller for higher performance.
- > Zero-speed torque compensation system without load weighing device helps save cost.
- > Dynamic PWM carrier modulation technology ensures reduced motor noise.
- > The elevator integrated drive and controller is suitable for both synchronous and asynchronous motor.
- > This product is applicable for residential lift, goods lift, car lift, ramp elevator, etc.

Panels



GEARED & GEARLESS MOTORS

Our team of qualified & experienced Engineers & Technicians studies your requirement & shall suggest suitable motors for specific applications. New-generation gearless machine for elevators are powered by a permanent magnet synchronous motor. Compact modular designs, light weight and low operation noise levels make it especially suitable for machine room-less applications, Real saving in energy consumption (up to 30%) and in space and routine maintenance requirements, contribute to a significant reduction in cost of ownership. These machines configured with the variable frequency drive and our years of elevator experience is an unbeatable value proposition.



Features

- › Suitable for elevators with or without machine room.
- › Energy saving up to 30%.
- › Low noise.
- › No oil spillage problems.
- › Key components are imported.
- › Outstanding torque & cogging characteristics.
- › All motors are degree of protection IP55.
- › Compact design which facilitates elevator installation within minimum of space and civil work.

Motors



Montanari Giulio & C.



OUR PRODUCTS



SS Designer Cabin



SS Mirror Designer Cabin



MS Designer Cabin



SS Golden Designer Cabin



LOP & COP



DIGITAL LCD DISPLAY



LCD DISPLAY



DOT MATRIX



7 SEGMENT



CARD FINGER ACCESS



AUTO GLASS DOOR



WOODEN SWING DOOR



TELESCOPIC DOOR



IMPERFORATED MANUAL DOOR



COLLAPSIBLE DOOR



AUTO SS DOOR

LIFT CONFIGURATOR

Dura Lift –
Machine Room

Dimensions

Passenger Elevators													
Load		Car-Inside		Lif-Well		Entrance	MACHINE ROOM			Speed MPS	Pit Depth	Head Room	
Persons	Kg	Width	Depth	Width	Depth		Width	Depth	Height				
4	272	810	920	1200	1350	700	1650	3500	2500	Upto 1	1600	4800	
6	408	1150	960	1600	1525	700	1600	3500	2500				
8	544	1300	1100	1800	1800	800	2250	4100	2500				
10	680	1350	1300	1800	2000	800	3300	4500	2500	Over 1.5	2500	6700	
13	884	2000	1100	2500	1900	900	4000	4400	2500				
16	1088	2000	1300	2500	2100	1000	4000	4600	2500				
20	1360	2000	1550	2500	2400	1000	4000	4900	2500				

Ultima Lift –
Machine Room
less Lift

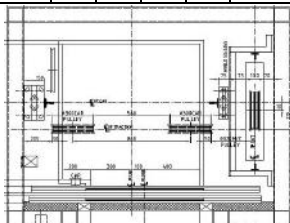
Freight Elevators													
Load		Car-Inside		Lif-Well		Entrance	MACHINE ROOM		Speed MPS	Pit Depth	Head Room		
Kg.	Width	Depth	Width	Depth	Width		Depth	Load Kg.					
500	1100	1200	1900	1600	1100	2500	4100	500-3000	0.25-1.0	1600	4800		
1000	1400	1800	2300	2200	1400	2500	4700						
1500	1700	2000	2600	2400	1700	2600	4900						
2000	1700	2500	2600	2900	1700	2600	5400	4000-5000	0.25	2200	6500		
2500	2000	2500	2900	2900	2000	2900	5400						
3000	2000	3000	2900	3400	2000	2900	5900						
4000	2500	3000	3400	3400	2500	3400	5900						
5000	2500	3600	3500	4300	2500	3500	6800						

Power Lift –
Goods Lift

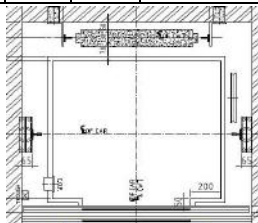
Hospital Elevators													
Load		Car-Inside		Lif-Well		Entrance	MACHINE ROOM		Speed MPS	Pit Depth	Head Room		
Persons	Kg	Width	Depth	Width	Depth		Width	Depth					
15	1020	950	2400	1700	3000	800	3700	5500	Upto 1.5	1600	4800		
20	1360	1300	2400	2200	3000	1200	4200	5500	Over 1.5	2500	6700		
26	1768	1600	2400	2350	3000	1200	4350	5500					

Dumb Waiter Elevator													
Load		Car-Inside			Lif-Well		Entrance	MACHINE ROOM		Speed MPS			
Kg.	Width	Depth	Height	Width	Depth	Width		Depth					
100	600	600	600	1000	1000	600	1400	1500	0.25				
150	800	800	900	1200	1200	800	1500	1500					
200	900	900	1000	1300	1300	800	1500	1800					
250	1000	1000	1200	1400	1400	900	1800	2000					

Minion Lift –
Dumbwaiter



MACHINE ROOM LESS PLAN



MACHINE ROOM PLAN

Pulse Lift –
Hospital Lift

DDA APPROVED LIFTS

OK Elevator Transport At Your Residence Made Easy



OUR SCOPE OF WORK

- › Complete consultation for Architect / Civil / Electrical Engineers
- › Complete Consultation for DDA / MCD / Labor Department / GNCTD / DJB
- › Complete Structure with Connecting Platforms
- › Complete Civil Work Related to structure and lift
- › Complete Shifting of water pipes and sewerage lines
- › Complete Electrical work in shaft
- › Complete Earthing Work of Structure (Double Earthing) & Lift
- › Complete installation, commissioning of passenger lift

THE OK ELEVATOR ADVANTAGE

- › 30% increase in the value of Flats due to approved Lifts.
- › Govt approved Erection and Electrical Company.
- › Life Time Warranty of structure.
- › Variety in structures like Glass, ACP Sheet, Laminates, Cement Board etc.
- › Experienced and super-fast constructor of structures,
- › Plug and play installation of lift.
- › Happy and satisfied list of clients.
- › All kind of assistance from planning to designing to legal consultancy.
- › Hassle free paperwork.

Supporting you every step of the way

Choose a partner with over 18 years of experience in delivering pioneering elevator solutions. Get expert advice from professionals and enjoy the peace of mind that comes with comprehensive support ok is with you in every step of the way – from planning and designing through installation and maintenance to modernization – for the entire life cycle of your building.

BEST – IN CLASS **ECO – EFFICIENCY**

1. More efficient hoisting motor and machinery

The completely renewed MR & MRL hoisting motor and highly efficiently drive system delivers even better energy efficiency, helping to reduce both operating cost and your building's carbon footprint.

2. Long Lasting LED Lights

Compared to fluorescent light solutions, LEDs save power and are long lasting.

3. More Advanced standby solutions

Standby power operation of controller, drive and optionally signalization provides substantial energy saving.

4. Redesigned hoisting system for minimized vibration and noise

Centralized, low-fiction hoisting cuts noise vibration, improving comfort for passengers and minimizing disturbance to the surrounding areas.

5. Safety First

When you choose ok elevator, you choose peace of mind safety is the starting point for every ok Elevator transport solution. We are pioneer in bringing latest safety innovations to its processes.

Metal Structure

These structures are specially designed for industrial application. There is wide variety of covering to choose from . Grills, Checkered Plates, steel Sheet, ACP Sheet are some options.



Glass Structure

Applicable at home, office & commercial building where no provision for lift was provided architectural highlights.

Additional features

1. ARD / UPS
2. Intercom system
3. Our load sense system
4. Bio-metric system
5. CCTV Camera
6. Floor indication arrival chime
7. Lift out of order display
8. Designer cabin

We Don't Compromise with safety and our Quality Services that's why we are Best



CONTACT US



+91 7827840500 , +91 9315396260
+91 9711297839, +91 9069084348



info@okelevators.com
support@okelevators.com



P - 5, Sector - 16 (A) Pocket - 3
Dwarka, New Delhi - 110078



Ok Elevators

ENGINEERING, INNOVATION, SAFETY

ISO 9001 – 2015 Certified Company

Client Scope of work

- Shaft & machine room lighting & single phase supply point.
- 3 phase power connection with meter, ELCB & MCB.
- Earthing (Double) of machine & shaft.
- All civil work including machine room, pit, buffer, shaft chipping etc.

Check Out our website
here: www.okelevators.com